

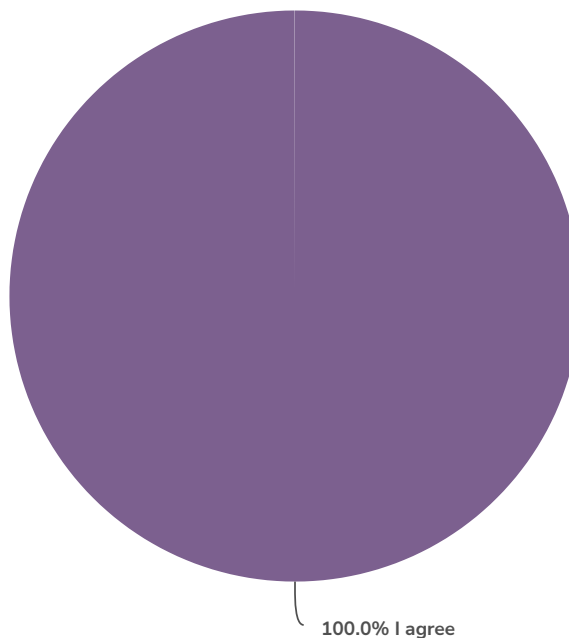


Report for Survey on Serious Games for Internet Safety

Response Counts

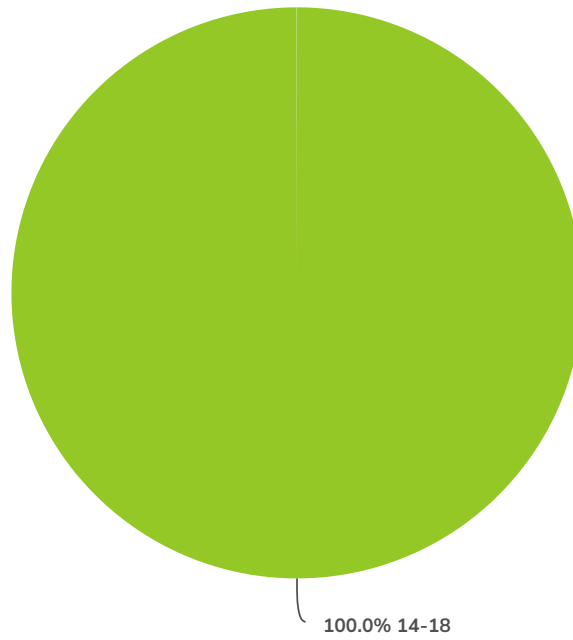
Completion Rate:	65.6%	
	Complete	40
	Partial	21
		Totals: 61

1. I agree to take part in this research project and agree for my data to be used for the purpose of this study. I understand my participation is voluntary and I may withdraw at any time without my legal rights being affected. Data Protection: I understand that information collected about me during my participation in this study will be stored on a password protected computer and that this information will only be used for the purpose of this study. All files containing any personal data will be anonymised (Data will be coded for the analysis, and only the researchers of T.R.I Technologos Research and Innovation Services ltd will have access to them).



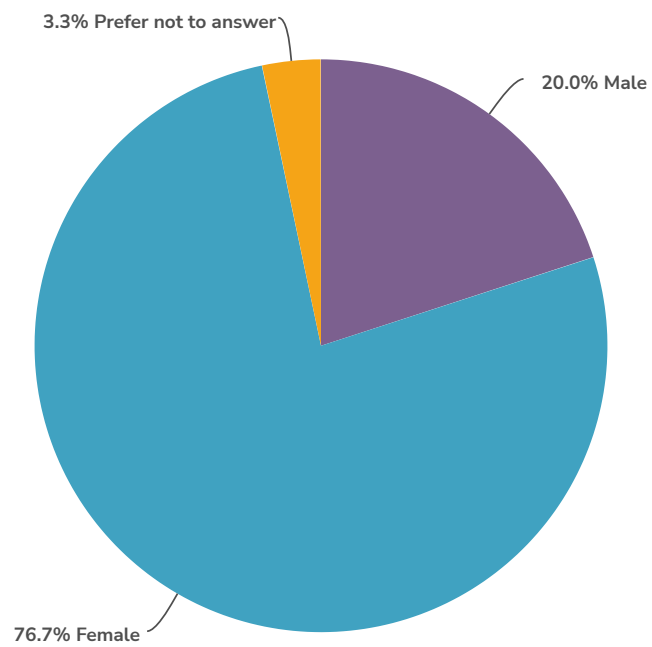
Value	Percent	Responses
I agree	100.0%	59
		Totals: 59

2. Age



Value	Percent	Responses
14-18	100.0%	59
		Totals: 59

3. What is your gender identification?

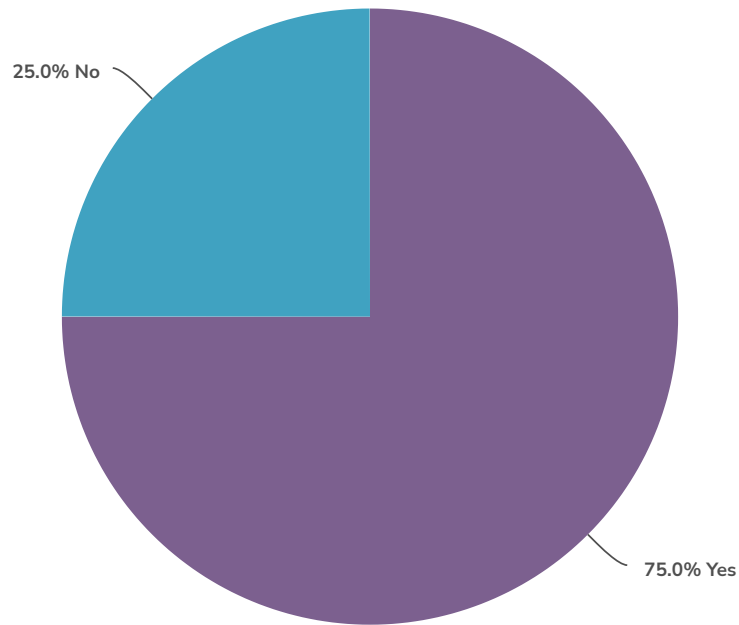


Value	Percent	Responses
		Totals: 60

Value	Percent	Responses
Male	20.0%	12
Female	76.7%	46
Prefer not to answer	3.3%	2

Totals: 60

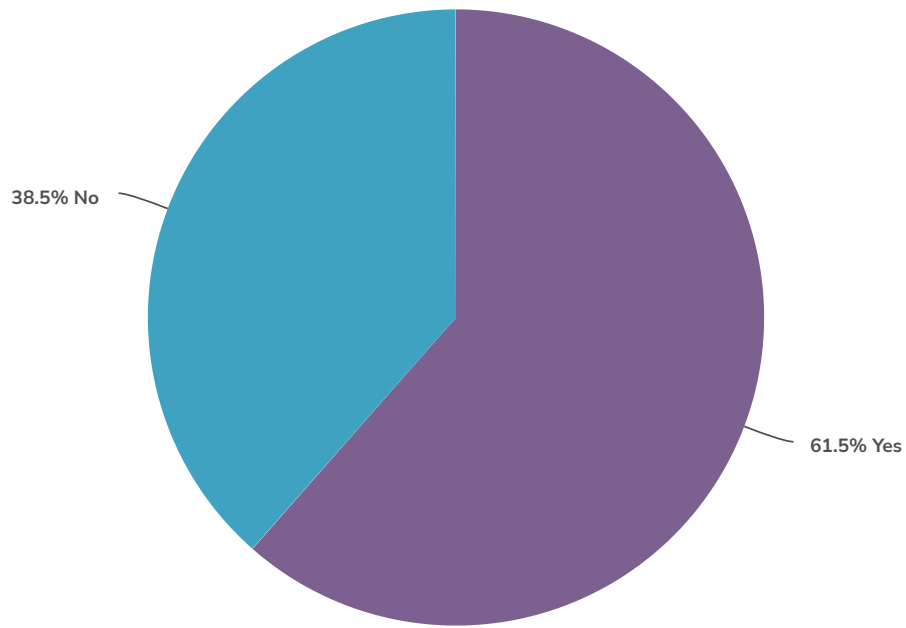
4. Do you play video games?



Value	Percent	Responses
Yes	75.0%	30
No	25.0%	10

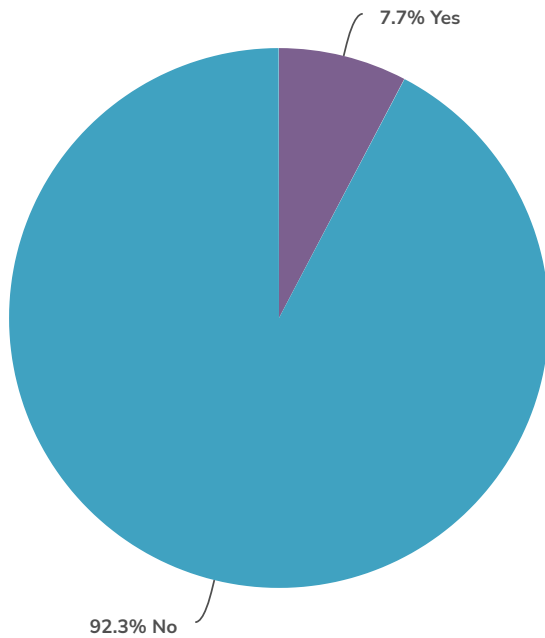
Totals: 40

5. Do you buy video games?



Value	Percent	Responses
Yes	61.5%	24
No	38.5%	15
Totals: 39		

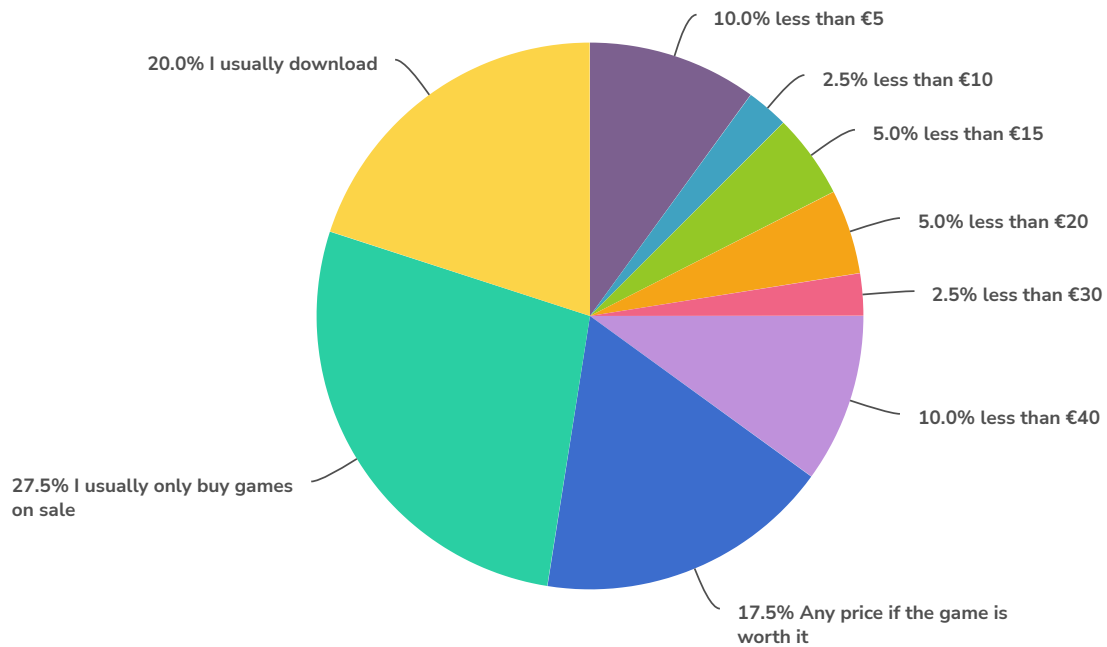
6. Do you rent video games?



Value	Percent	Responses
Yes	7.7%	3
No	92.3%	36
Totals: 39		

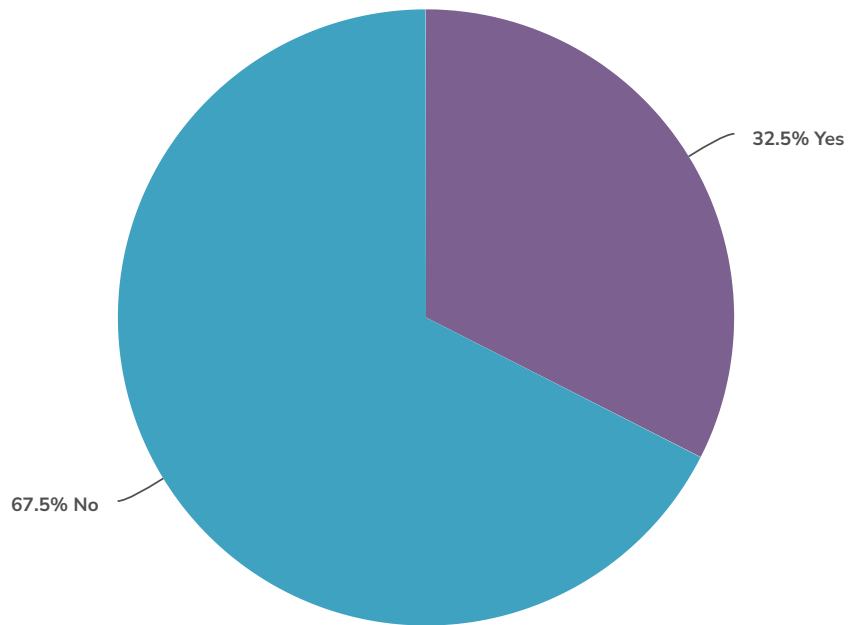
Value	Percent	Responses
Yes	7.7%	3
No	92.3%	36
		Totals: 39

7. How much are you willing to spend on a video game?



Value	Percent	Responses
less than €5	10.0%	4
less than €10	2.5%	1
less than €15	5.0%	2
less than €20	5.0%	2
less than €30	2.5%	1
less than €40	10.0%	4
Any price if the game is worth it	17.5%	7
I usually only buy games on sale	27.5%	11
I usually download	20.0%	8
		Totals: 40

8. Would you pay a monthly subscription to a video game?



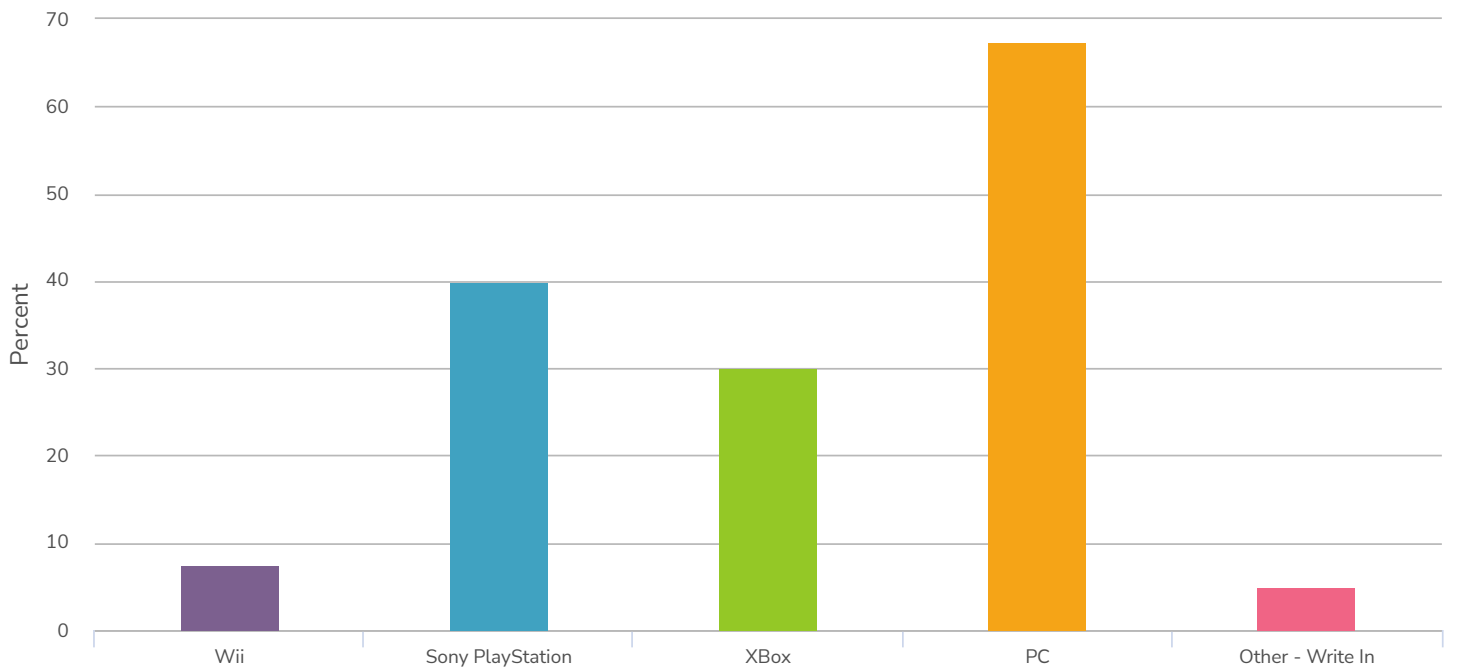
Value	Percent	Responses
Yes	32.5%	13
No	67.5%	27
		Totals: 40

9. If you answered 'No' to the previous question, why not?



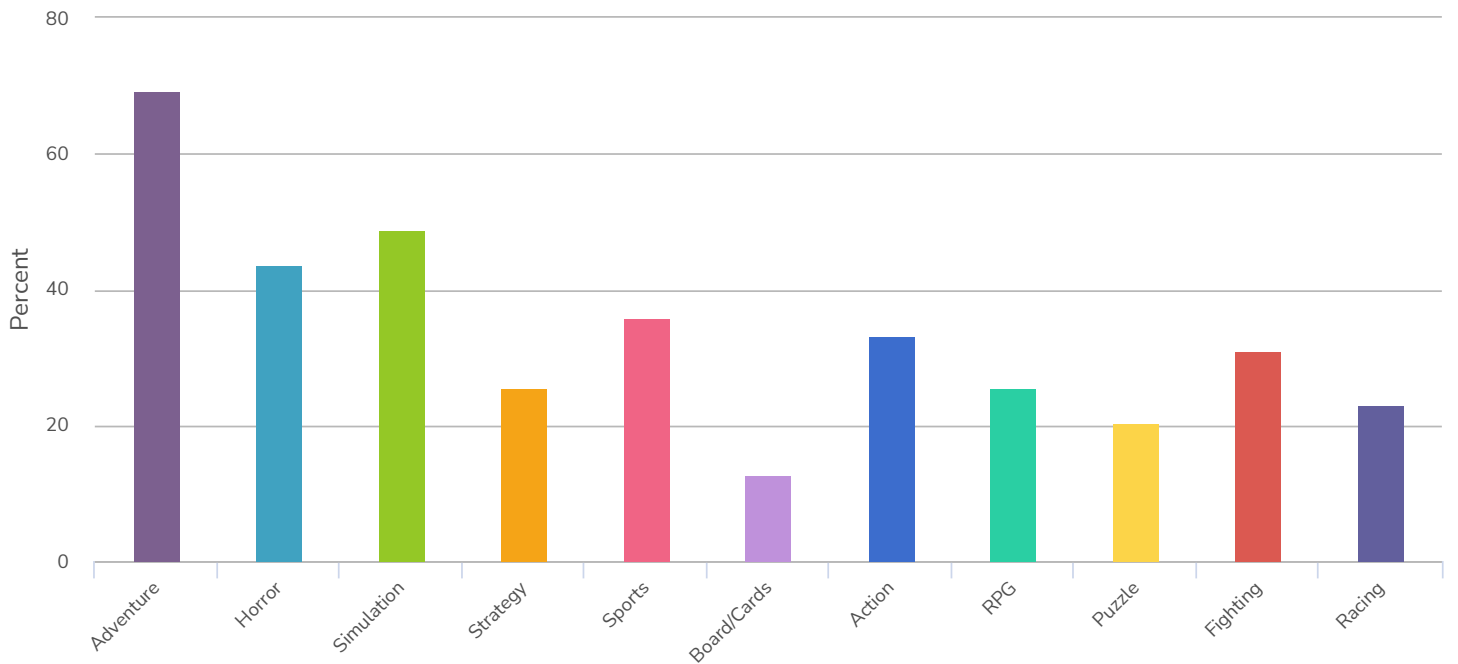
[Show Responses ▶](#)

10. What are your favourite gaming platforms?



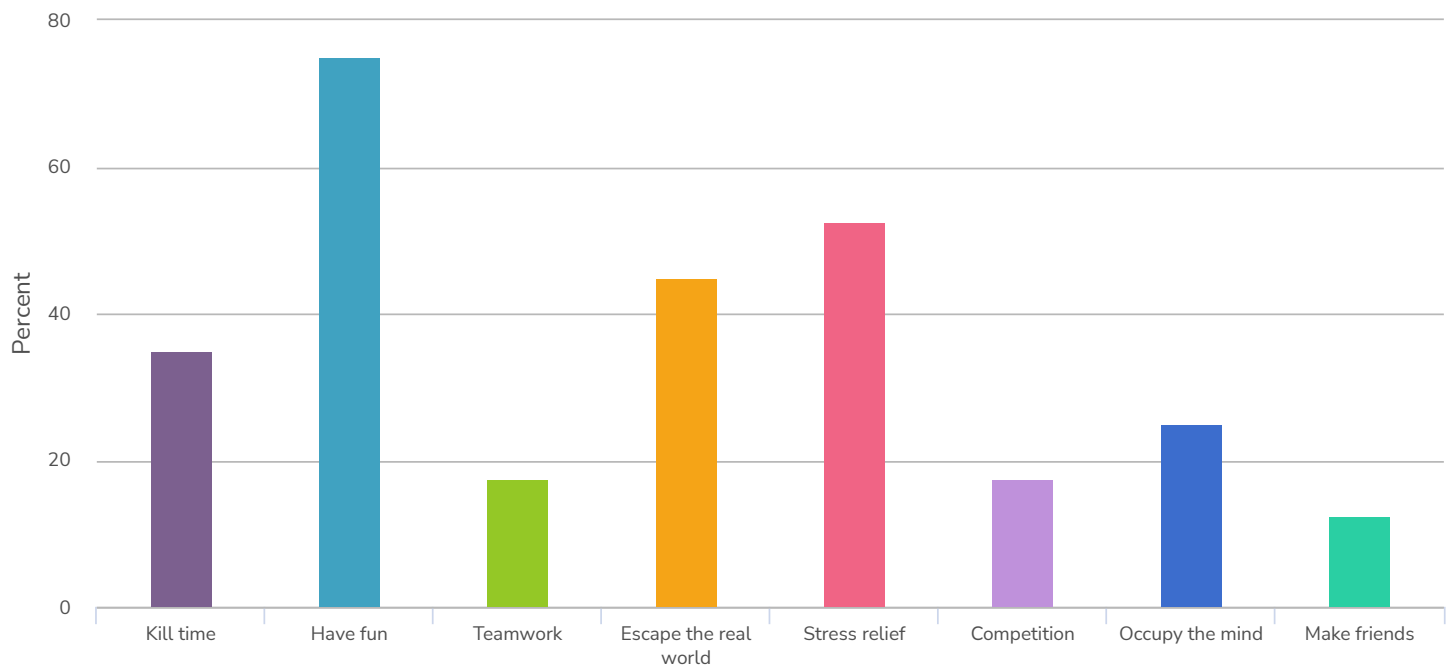
Value	Percent	Responses
Wii	7.5%	3
Sony PlayStation	40.0%	16
XBox	30.0%	12
PC	67.5%	27
<u>Other - Write In (click to view)</u>	5.0%	2

11. What are your favourite video game genres?



Value	Percent	Responses
Adventure	69.2%	27
Horror	43.6%	17
Simulation	48.7%	19
Strategy	25.6%	10
Sports	35.9%	14
Board/Cards	12.8%	5
Action	33.3%	13
RPG	25.6%	10
Puzzle	20.5%	8
Fighting	30.8%	12
Racing	23.1%	9

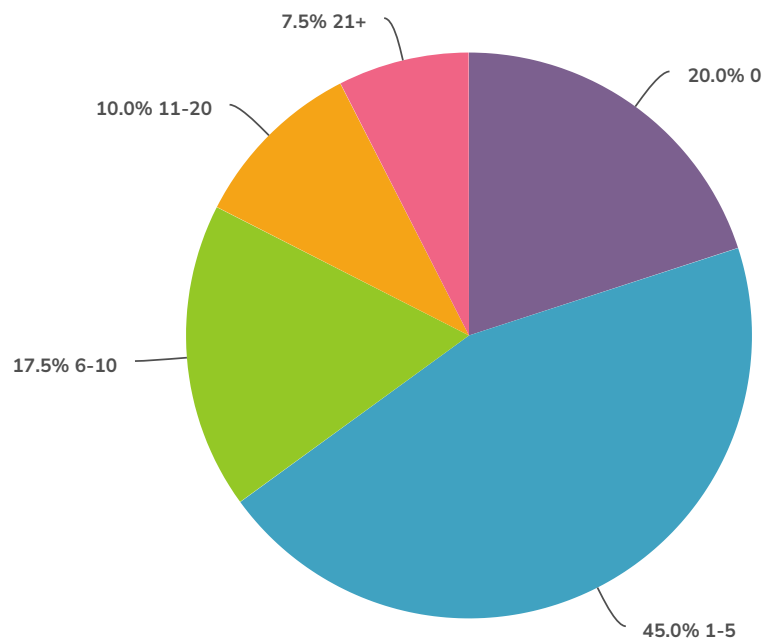
12. Why do you play video games?



Value	Percent	Responses
Kill time	35.0%	14
Have fun	75.0%	30
Teamwork	17.5%	7

Value	Percent	Responses
Escape the real world	45.0%	18
Stress relief	52.5%	21
Competition	17.5%	7
Occupy the mind	25.0%	10
Make friends	12.5%	5

13. Approximately how many hours a week do you spend playing video games?



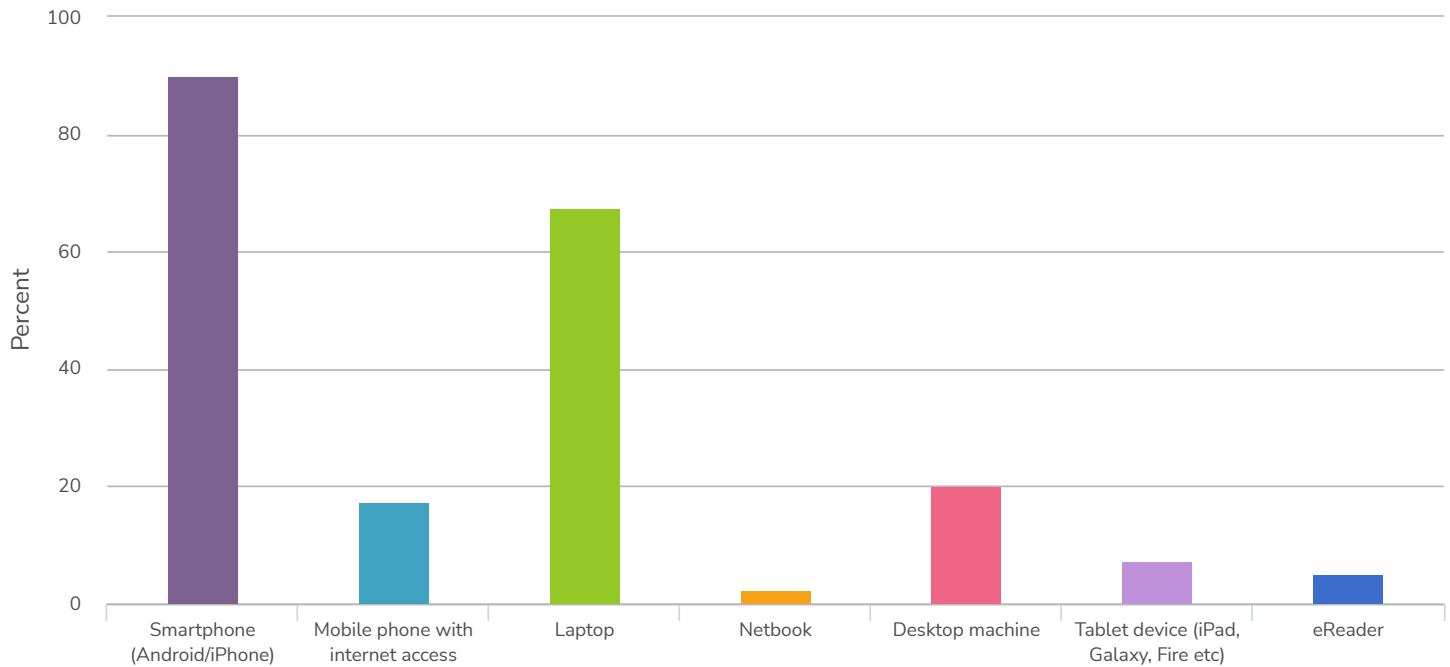
Value	Percent	Responses
0	20.0%	8
1-5	45.0%	18
6-10	17.5%	7
11-20	10.0%	4
21+	7.5%	3
		Totals: 40

14. Which is your favourite video game?



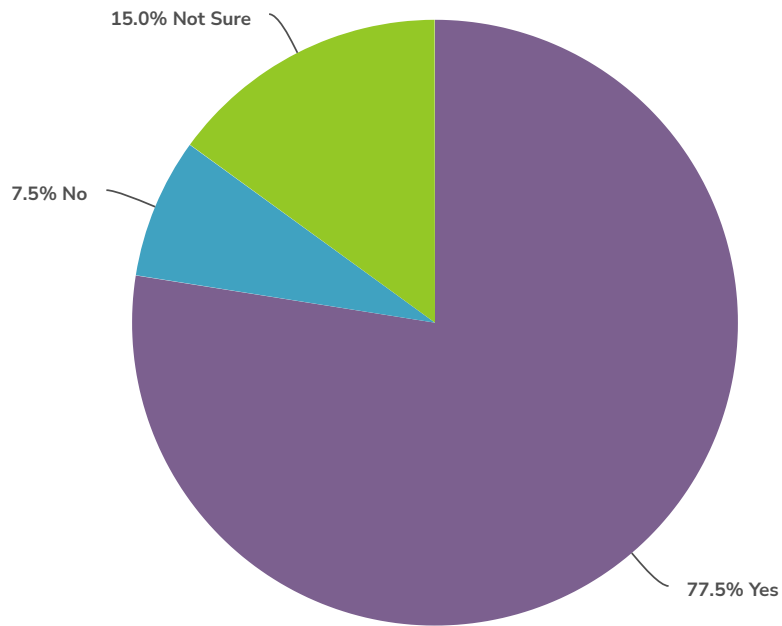
[Show Responses ▶](#)

15. Which of the following devices do you use?



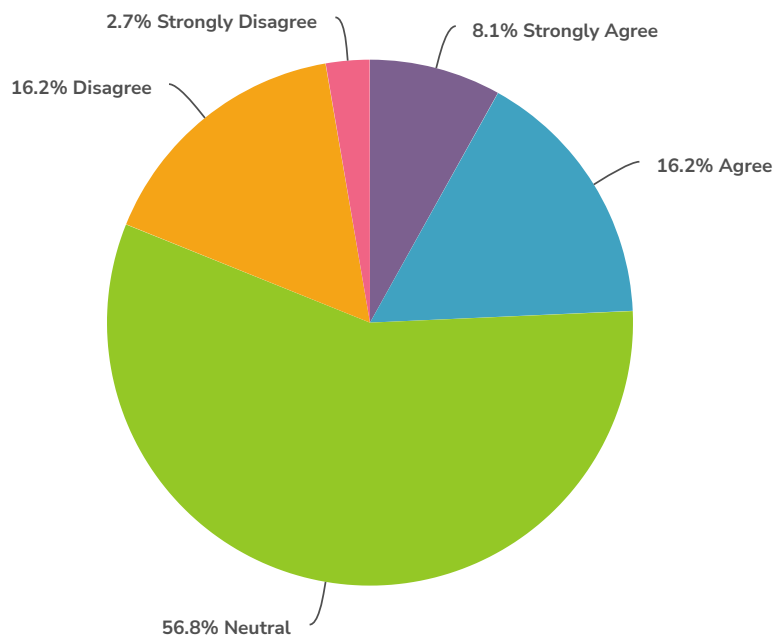
Value	Percent	Responses
Smartphone (Android/iPhone)	90.0%	36
Mobile phone with internet access	17.5%	7
Laptop	67.5%	27
Netbook	2.5%	1
Desktop machine	20.0%	8
Tablet device (iPad, Galaxy, Fire etc)	7.5%	3
eReader	5.0%	2

16. Have you ever played a serious game? (for example educational or language learning games)



Value	Percent	Responses
Yes	77.5%	31
No	7.5%	3
Not Sure	15.0%	6
		Totals: 40

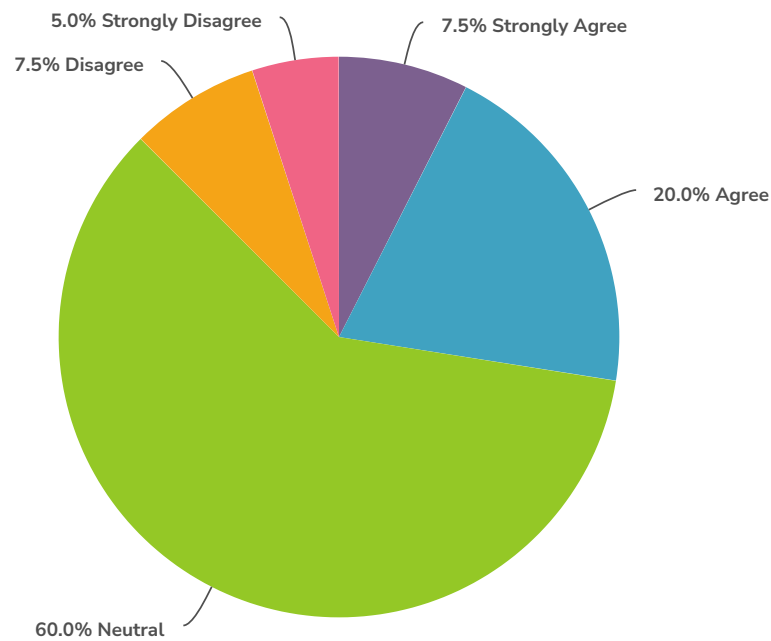
17. I would be interested in trying out a serious game on internet safety.



Value	Percent	Responses
-------	---------	-----------

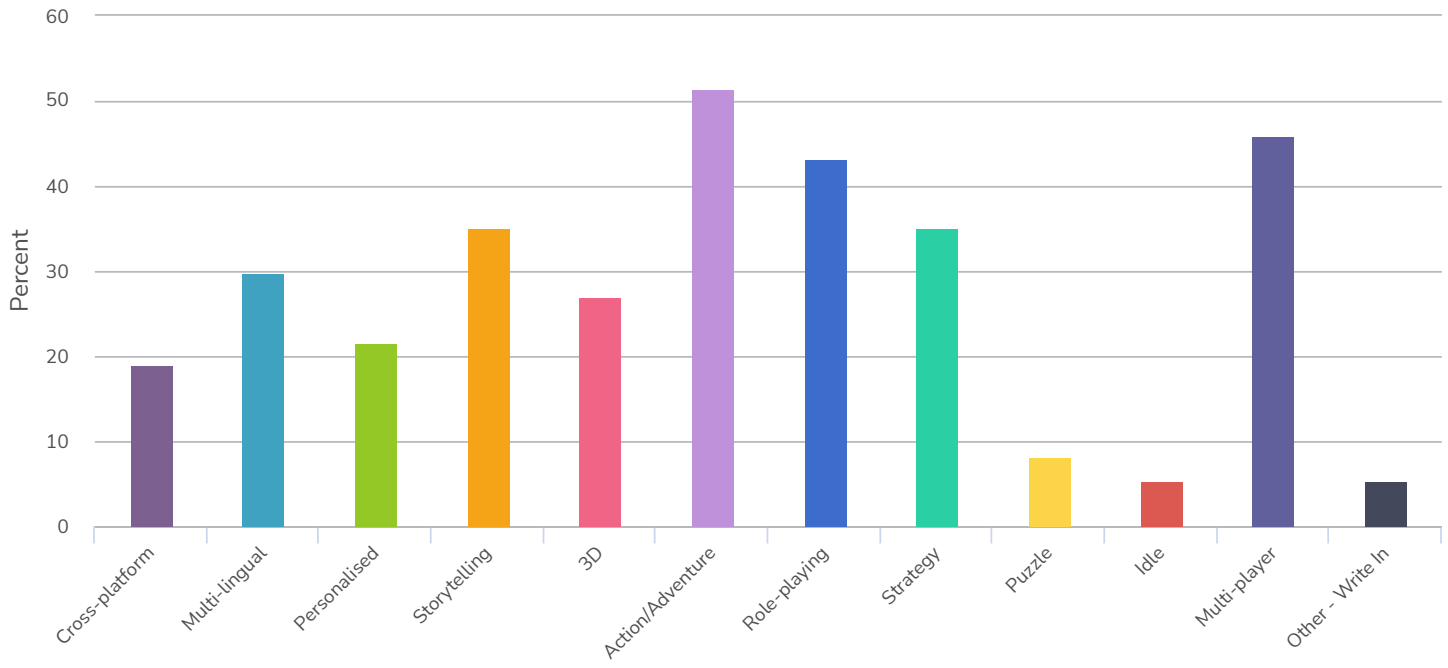
Value	Percent	Responses
Strongly Agree	8.1%	3
Agree	16.2%	6
Neutral	56.8%	21
Disagree	16.2%	6
Strongly Disagree	2.7%	1
		Totals: 37

18. I would benefit from playing a serious game on internet safety.



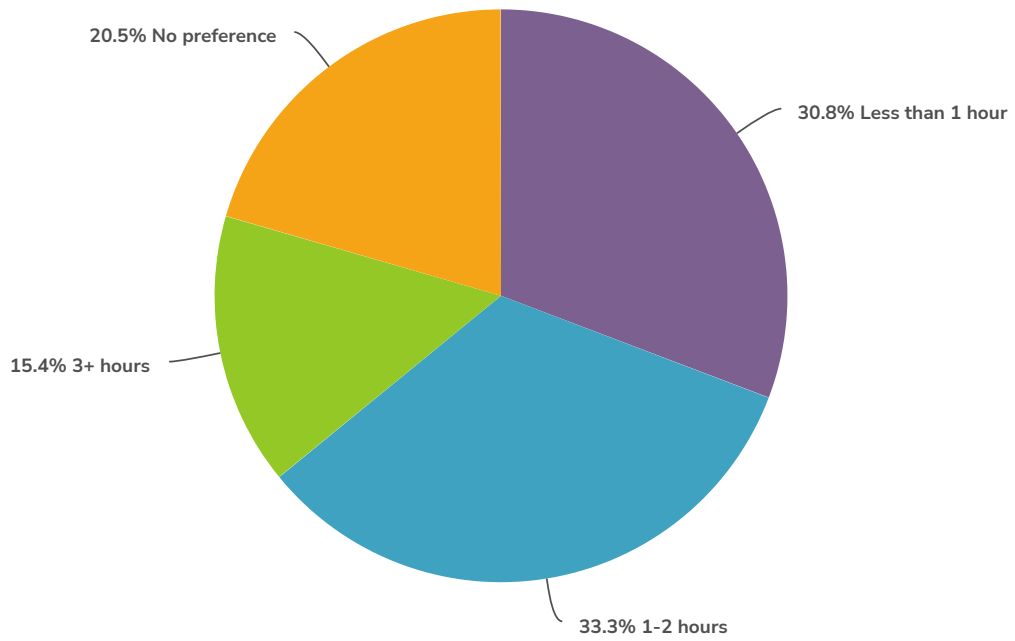
Value	Percent	Responses
Strongly Agree	7.5%	3
Agree	20.0%	8
Neutral	60.0%	24
Disagree	7.5%	3
Strongly Disagree	5.0%	2
		Totals: 40

19. Please select any specific requirements/preferences you would have from a serious game on internet safety.



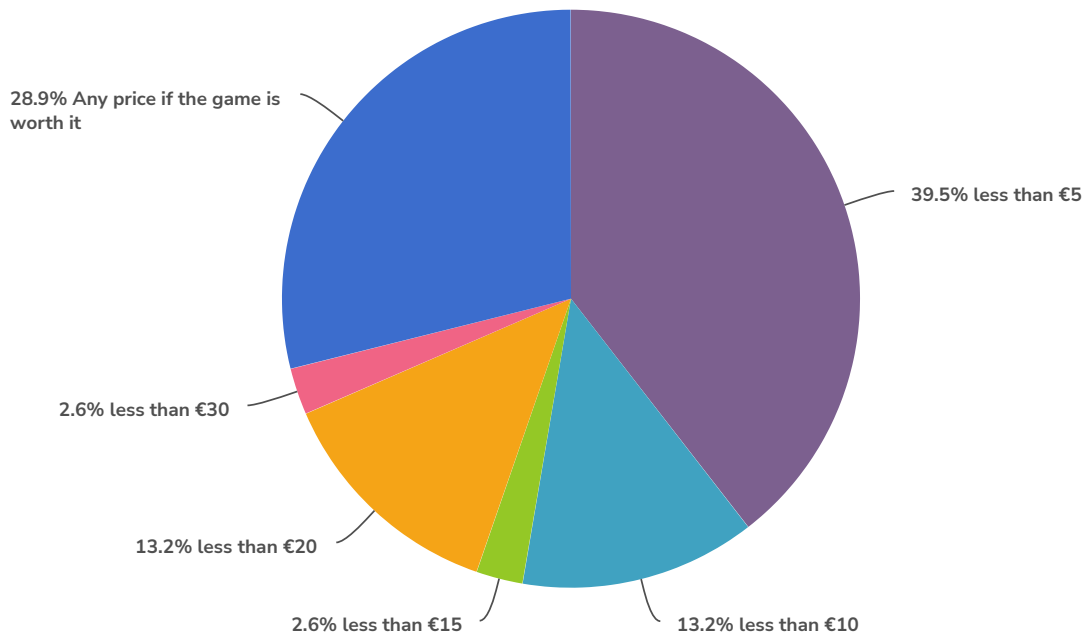
Value	Percent	Responses
Cross-platform	18.9%	7
Multi-lingual	29.7%	11
Personalised	21.6%	8
Storytelling	35.1%	13
3D	27.0%	10
Action/Adventure	51.4%	19
Role-playing	43.2%	16
Strategy	35.1%	13
Puzzle	8.1%	3
Idle	5.4%	2
Multi-player	45.9%	17
<u>Other - Write In (click to view)</u>	5.4%	2

20. How many hours of gameplay in total would you prefer for a serious game on internet safety?



Value	Percent	Responses
Less than 1 hour	30.8%	12
1-2 hours	33.3%	13
3+ hours	15.4%	6
No preference	20.5%	8
		Totals: 39

21. How much are you willing to spend on a serious game?



Value	Percent	Responses
less than €5	39.5%	15
less than €10	13.2%	5
less than €15	2.6%	1
less than €20	13.2%	5
less than €30	2.6%	1
Any price if the game is worth it	28.9%	11
		Totals: 38

This is a report for "Survey on Serious Games for Internet Safety" (Survey #90410621)

Powered by

