

Project: iSafetyApp “Teaching Students Internet Safety Through an Artificial Intelligence Mobile Application”

No. 2020-1-PL01-KA226-SCH-096462

The report on the quality and evaluation of the Multiplier Events in Poland, Cyprus and Greece



IX Liceum Ogólnokształcące
im. Kazimierza Jagiellończyka
w Toruniu



I. Content

1. INTRODUCTION.....	3
2. SOCIODEMOGRAPHIC DATA	3
2.1 Country	3
2.2 Sex.....	4
2.3 What is your age?	4
2.4 Type of participant.....	5
2.5 How did you hear about the event?	5
3. ASSESSMENT OF THE EVENT	7
3.1 The selection of the contents of the conferences were appropriate	7
3.2 In general, the conference has provided adequate and useful information	8
3.3 In general, the employed design of the materials and presentations of the events have been appropriate	8
3.4 The amount of information provided in the event has been adequate and useful	9
3.5 The activities included in the event have been effective in achieving the objectives proposed in it	9
3.6 Based on your experience in participation in such events, please score from 0 (extremely bad) to 10 (excellent) the following aspects	10
4. OVERALL EVALUATION OF THE EVENT	15
4.1 Did the training help you gain new learning or knowledge about Internet safety skills?	15
4.2 How organized was the event?.....	16
4.3 Prior to the event, how much of the information that you needed did you get?.....	16
4.4 Was the event's length too long, too short or about right?	17
4.5 In general, how do you value the usefulness of the event?	18
4.6 Would you recommend the materials developed within iSafetyApp project to other teachers, parents or colleagues?	18
4.7 What is your overall satisfaction level with the event?.....	19
4.8 Which aspects did you like the most about the event?.....	19

1. INTRODUCTION

The purpose of this report is to present the process of continuous evaluation of the iSafetyApp project "Teaching Students Internet Safety Through an Artificial Intelligence Mobile Application" in terms of the organisation of the multiplier events, to make sure that the project actually met the objectives initially set and that the expected results were achieved. The aim is also to show the cooperation status of the partners to be able to solve arising problems in advance.

All ME participants were asked to answer each question and to justify a given answer in the comment box. It was also a great help in preparing the report to be communicative and precise and to give specific examples where possible.

The data collected in the report covers the Multiplier Events in Poland, Greece and Cyprus, organised between 01.05.2023 - 29.06.2023 by partner organisations. The survey was completed by each participant of the meeting. Below is a report summarizing all responses.

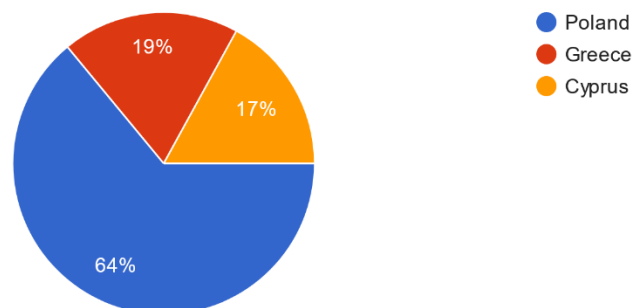
2. SOCIODEMOGRAPHIC DATA

This section is about assessment of the ME participants sociodemographic data, such as country, sex, age etc.

2.1 Country

Country

100 odpowiedzi



For the country ME participants were asked to choose their country of origin from: Poland, Greece, Cyprus. 64 % of the poll participants answered they are from Poland, 19% were from Greece and 17% were from Cyprus. Polish group was the biggest due to the fact that Polish partner responsible for organisation of the ME is a High School, which has a direct access to the target group.



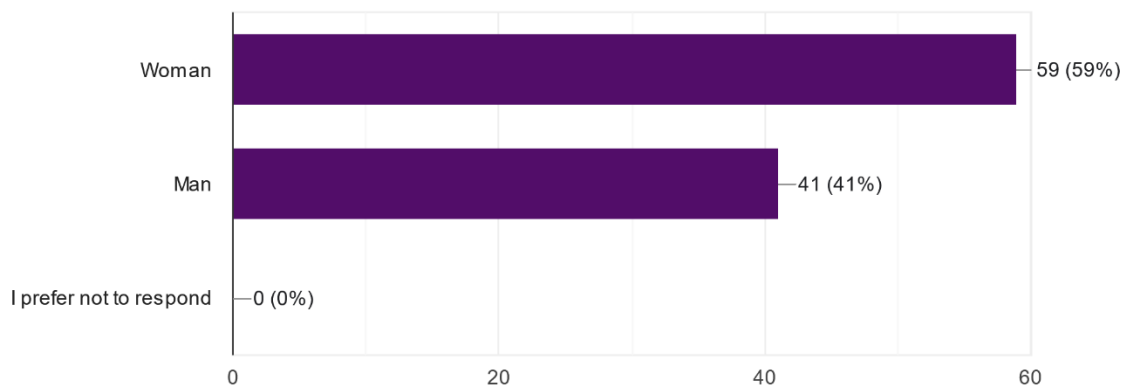
IX Liceum Ogólnokształcące
im. Kazimierza Jagiellończyka
w Toruniu



2.2 Sex

Sex

100 odpowiedzi

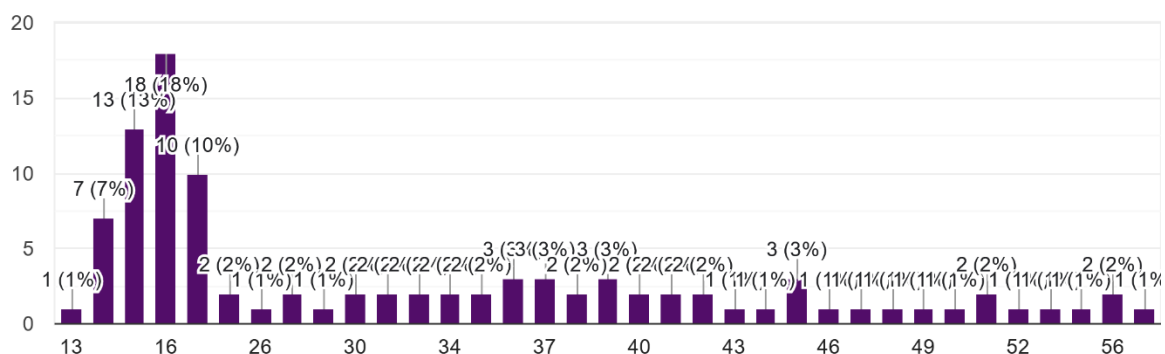


Another demographic data that the consortium chose to determine was the sex of the ME participants. 59% of the participants were women and 41% were man. It shows that among teachers and student and in relation to the Internet Safety, women are these more engaged and interested.

2.3 What is your age?

What is your age?

100 odpowiedzi



For the sociodemographic data of the ME participants, the poll interviewees were asked to indicate their age. It clearly shows that the biggest amount of the ME participants were people in the age between 13-



IX Liceum Ogólnokształcące
im. Kazimierza Jagiellończyka
w Toruniu

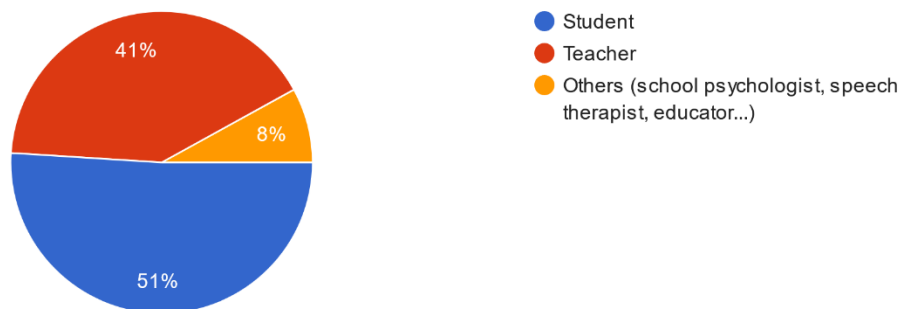


17 years. There's around 3 participants for each year between ages 28-45. The participants of the Mes were students, parents but also teachers, trainers and educators. This is why the age range varies so much.

2.4 Type of participant

Type of participant:

100 odpowiedzi

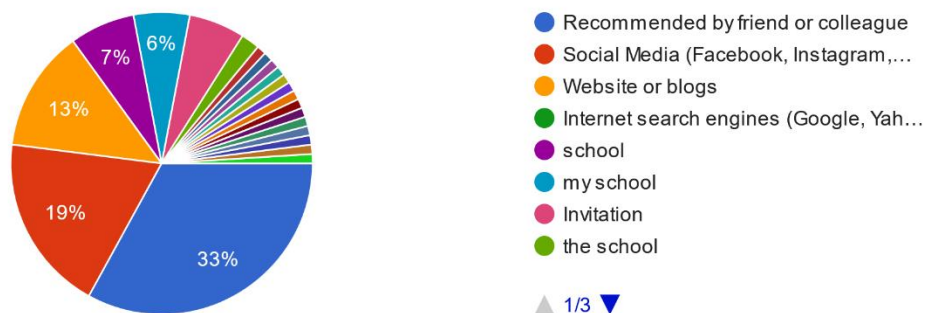


Next question from the poll shows the profession of the ME participants. As we can see 51% of the participants were students, 41% were the teachers and only 8% constitute for the participant from other groups, such as school psychologists, speech therapists, educators, parents etc.

2.5 How did you hear about the event?

How did you hear about the event?

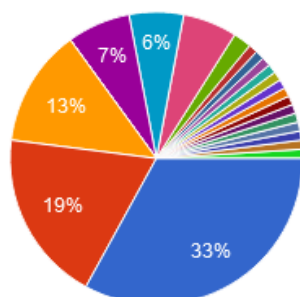
100 odpowiedzi



How did you hear about the event?

 Kopiuj

100 odpowiedzi



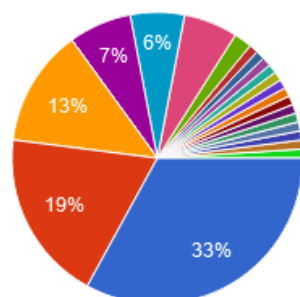
- an e-mail from my principal
- from the head teacher
- principal told me about it
- by my teacher
- teacher
- lesson
- teacher told us about the event
- Our teacher invited us

▲ 2/3 ▼

How did you hear about the event?

 Kopiuj

100 odpowiedzi



- from my teacher
- email to school
- From my teacher
- Information has been sent to the school
- email with information has been sent to the school
- information has been sent to the school

▲ 3/3 ▼

For the sociodemographic data, the participants were asked to indicate how did they hear about the event. The answers varied and were as follow:

- Recommended by friend or colleague
- Social Media (Facebook, Instagram, Twitter)
- Website or blogs
- Internet search engines (Google, Yahoo)
- School
- my school
- Invitation
- the school
- an e-mail from my principal
- from the head teacher

- principal told me about it
- by my teacher
- teacher
- lesson
- teacher told us about the event
- Our teacher invited us
- from my teacher
- email to school
- From my teacher
- Information has been sent to the school
- email with information has been sent to the school
- information has been sent to the school

The reached results show that all partners were engaged in spreading the knowledge on the project to as broad audience as possible and that they used various tools to do so.

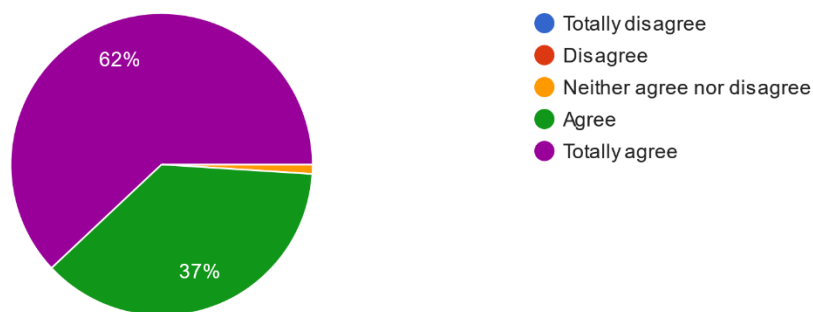
3. ASSESSMENT OF THE EVENT

This section is about assessment of the organisation of the Multiplier Event.

3.1 The selection of the contents of the conferences were appropriate

1. The selection of the contents of the conferences were appropriate:

100 odpowiedzi



For the assessment of the event, ME participants were asked to assess if the selection of the contents of the conferences were appropriate:

The audience answered the questions in a positive way. Most of them agree (37%) or totally agree (62%) with the statement. Only one participant was answered “neither agree nor disagree”.



IX Liceum Ogólnokształcące
im. Kazimierza Jagiellończyka
w Toruniu



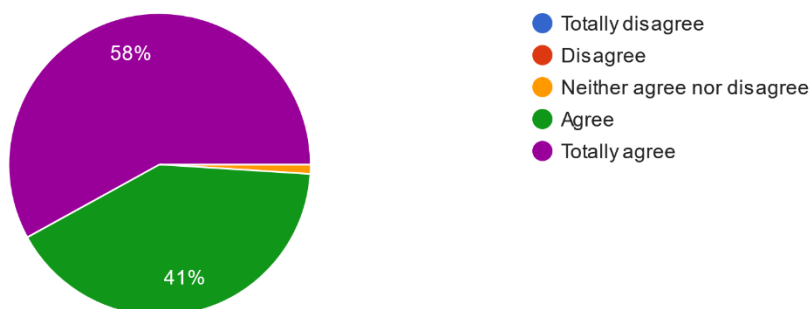
technologos
pushing the boundaries



3.2 In general, the conference has provided adequate and useful information

2. In general, the conference has provided adequate and useful information:

100 odpowiedzi

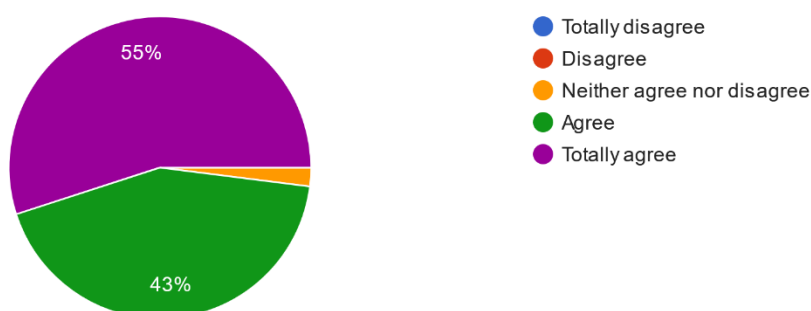


For the assessment of the event, ME participants were asked to assess if the conference has provided adequate and useful information. This time similarly to the previous question, the audiences at all meetings answered the questions in a positive way. Most of them agree (41%) or totally agree (58%) with the statement. Only one participant was answered “neither agree nor disagree”.

3.3 In general, the employed design of the materials and presentations of the events have been appropriate

3. In general, the employed design of the materials and presentations of the events have been appropriate:

100 odpowiedzi



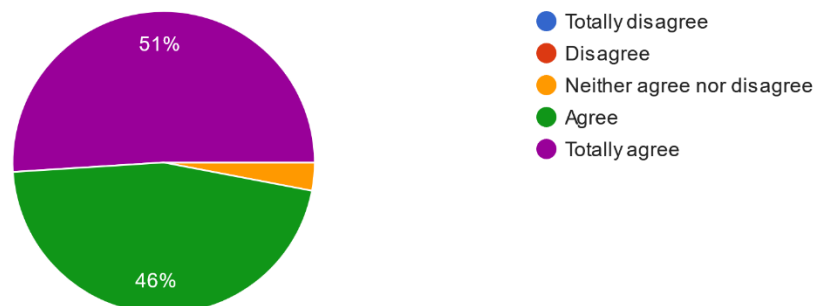
For the assessment of the event, ME participants were asked to assess if the employed design of the materials and presentations of the events have been appropriate. This time again, the audiences at all Mes answered the questions in a positive way. Most of them agree (43%) or totally agree (55%) with the statement. This time however 2 participants answered “neither agree nor disagree”, which could mean

that the consortium has to work bit on the displaying of the project information in a more attractive and appropriate way.

3.4 The amount of information provided in the event has been adequate and useful

4. The amount of information provided in the event has been adequate and useful:

100 odpowiedzi

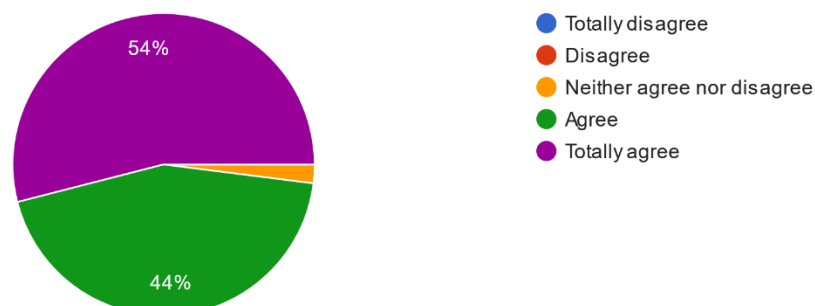


For the assessment of th event, ME participants were asked to assess if the amount of information provided in the event has been adequate and useful. The participants answered the questions in a positive way. Most of them agree (46%) or totally agree (51%) with the statement. This time however 3 participants answered “neither agree nor disagree”.

3.5 The activities included in the event have been effective in achieving the objectives proposed in it

5. The activities included in the event have been effective in achieving the objectives proposed in it:

100 odpowiedzi



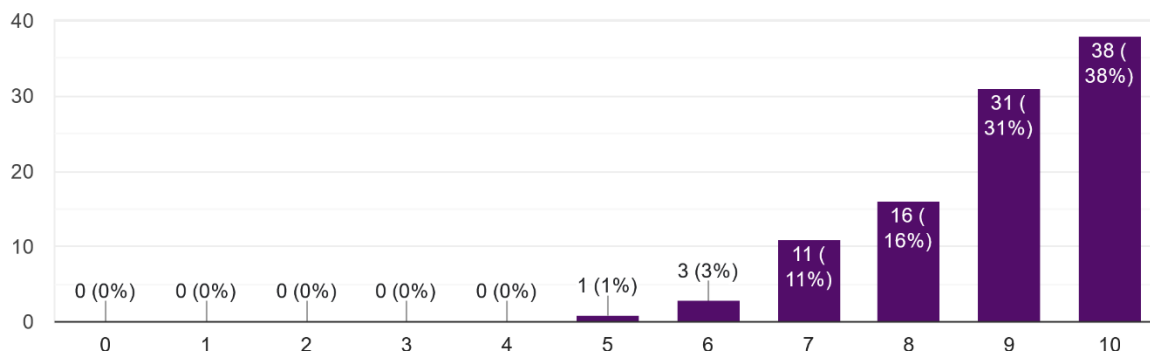
For the assessment of the event, ME participants were asked to assess if the activities included in the event have been effective in achieving the objectives proposed in it. The participants answered the questions in a positive way. Most of them agree (44%) or totally agree (54%) with the statement. This time however 2 participants answered “neither agree nor disagree”.

3.6 Based on your experience in participation in such events, please score from 0 (extremely bad) to 10 (excellent) the following aspects

3.6.1 Innovative content

Innovative content

100 odpowiedzi



For the meeting evaluation, the ME participants were asked to assess on the scale from 1 to 10 the innovative content of the event. 85% of questioned ME participants indicated that the content was highly innovative by giving the notes from 8 to 10. The lowest note was 5, however there was only one questionnaire with that note.

3.6.2 Variety of contents

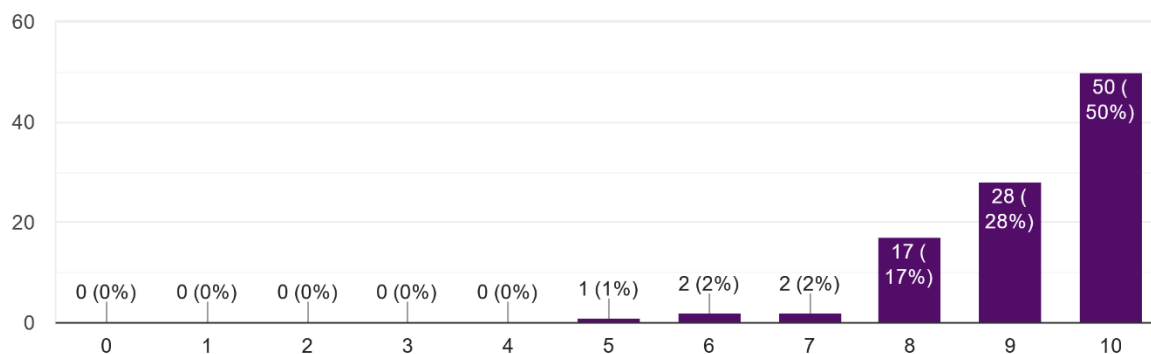


IX Liceum Ogólnokształcące
im. Kazimierza Jagiellończyka
w Toruniu



Variety of contents

100 odpowiedzi

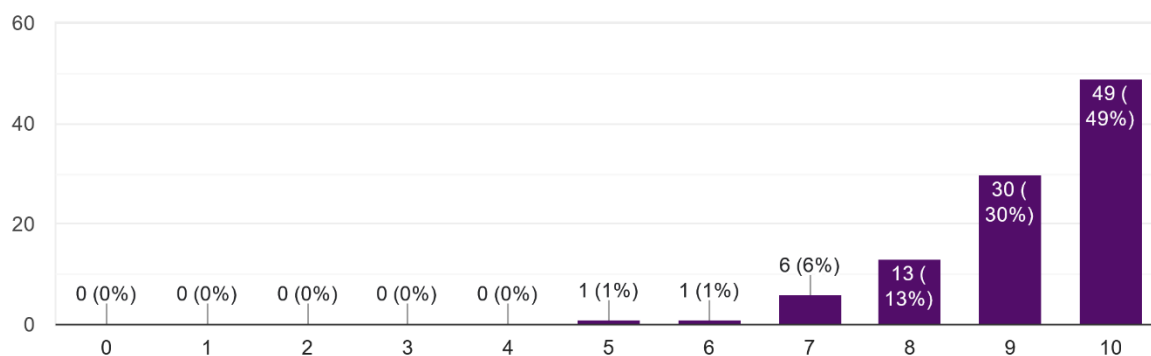


For the meeting evaluation, the ME participants were asked to assess on the scale from 1 to 10 the variety of contents of the event. This time the notes were even more positive. 95% of questioned ME participants indicated that the content was highly varied by giving the notes from 8 to 10. The lowest note was 5, however this time again there was only one questionnaire with such note.

3.6.3 Sequencing and structuring of information

Sequencing and structuring of information

100 odpowiedzi



For the meeting evaluation, the ME participants were asked to assess on the scale from 1 to 10 the Sequencing and structuring of information during the event. 92% of questioned ME participants



IX Liceum Ogólnokształcące
im. Kazimierza Jagiellończyka
w Toruniu

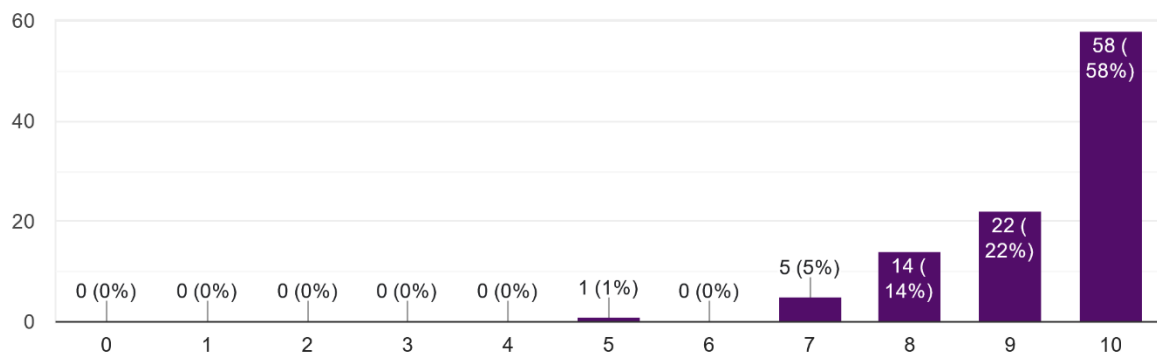


indicated that the content was highly varied by giving the notes from 8 to 10. The lowest note was 5, however this time again there was only one questionnaire with such note.

3.6.4 Ease of understanding

Ease of understanding

100 odpowiedzi

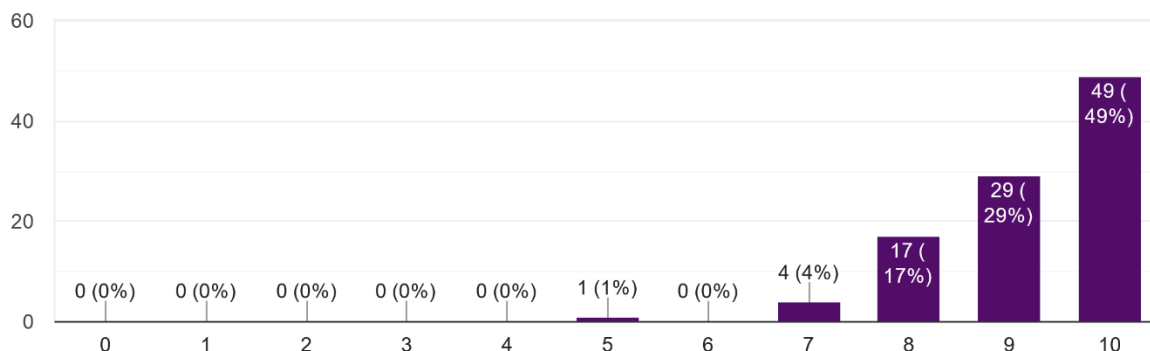


For the meeting evaluation, the ME participants were asked to assess on the scale from 1 to 10 the ease of understanding of the content. 94% of questioned ME participants indicated that the content was highly varied by giving the notes from 8 to 10. The lowest note was 5, however this time again there was only one questionnaire with such note.

3.6.5 Ease of utility

Ease of utility

100 odpowiedzi

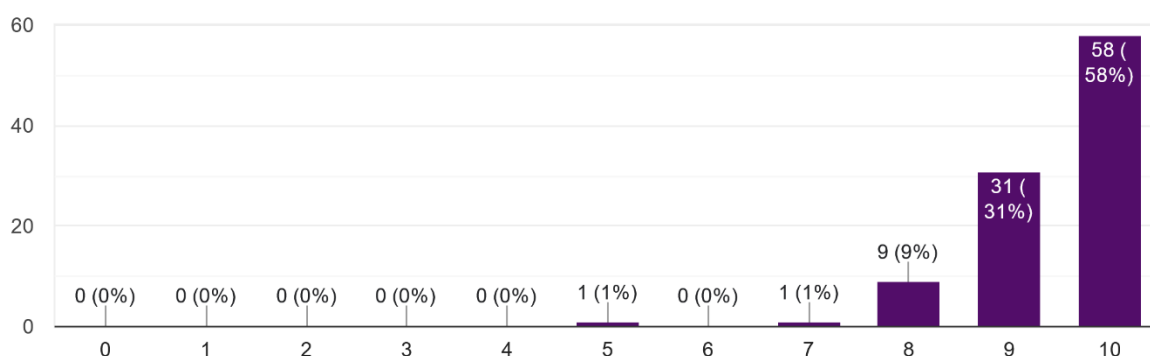


For the meeting evaluation, the ME participants were asked to assess on the scale from 1 to 10 the ease of utility of the content. 95% of questioned ME participants indicated that the content was highly varied by giving the notes from 8 to 10. The lowest note was 5, however this time again there was only one questionnaire with such note.

3.6.6 Clarity

Clarity

100 odpowiedzi

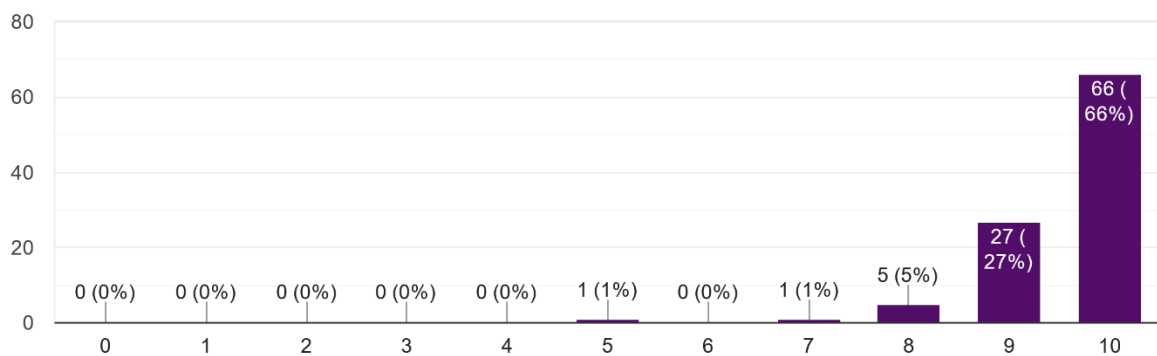


For the meeting evaluation, the ME participants were asked to assess on the scale from 1 to 10 the clarity of the content. 98% of questioned ME participants indicated that the content was highly varied by giving the notes from 8 to 10. The lowest note was 5, however this time again there was only one questionnaire with such note.

3.6.7 Instructions on how to access materials of the iSafetyApp project

Instructions on how to access materials of the iSafetyApp project

100 odpowiedzi

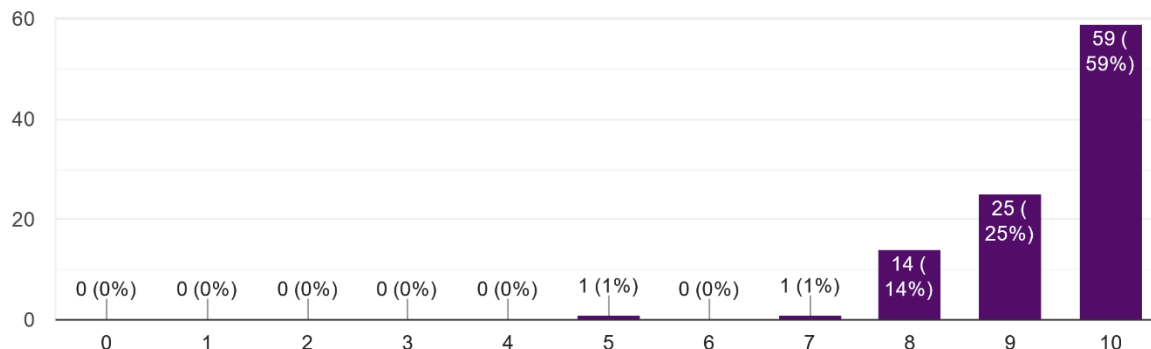


For the meeting evaluation, the ME participants were asked to assess on the scale from 1 to 10 the clarity of the content. 98% of questioned ME participants indicated that the content was highly varied by giving the notes from 8 to 10. The lowest note was 5, however this time again there was only one questionnaire with such note.

3.6.8 Instructions on how to use the materials of the iSafetyApp project

Instructions on how to use the materials of the iSafetyApp project

100 odpowiedzi



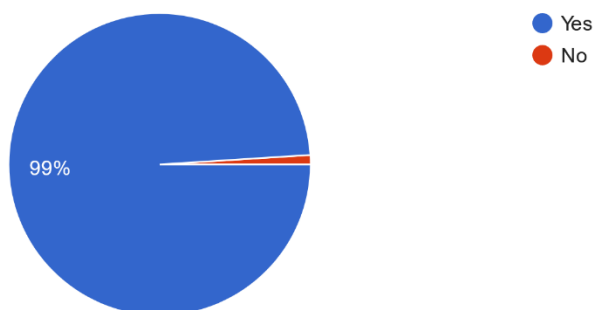
For the meeting evaluation, the ME participants were asked to assess on the scale from 1 to 10 the instructions on how to use the materials of the iSafetyApp project. 98% of questioned ME participants indicated that the content was highly varied by giving the notes from 8 to 10. The lowest note was 5, however this time again there was only one questionnaire with such note.

4. OVERALL EVALUATION OF THE EVENT

4.1 Did the training help you gain new learning or knowledge about Internet safety skills?

7. Did the training help you gain new learning or knowledge about Internet safety skills?

100 odpowiedzi



For the overall evaluation of the meeting, the ME participants were asked to assess if the training helped them gain new learning or knowledge about Internet safety skills. Vast majority, 99% of the participant indicated that in fact, the multiplier event and the training helped them to get new knowledge, which means that it has reached it's goal. Only 1% of the participant claim that she/he did not learn anything new.

4.2 How organized was the event?

8. How organized was the event?

100 odpowiedzi

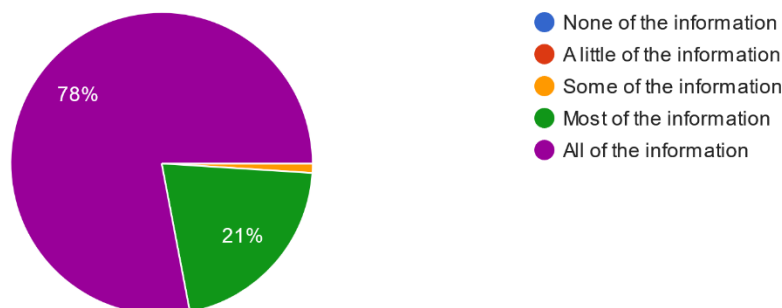


For the overall evaluation of the meeting, the ME participants were asked to assess how were the meetings organized. The feedback is positive, 62% indicated that the meetings in all countries were extremely organized and 38% answered that it was very organized.

4.3 Prior to the event, how much of the information that you needed did you get?

9. Prior to the event, how much of the information that you needed did you get?

100 odpowiedzi

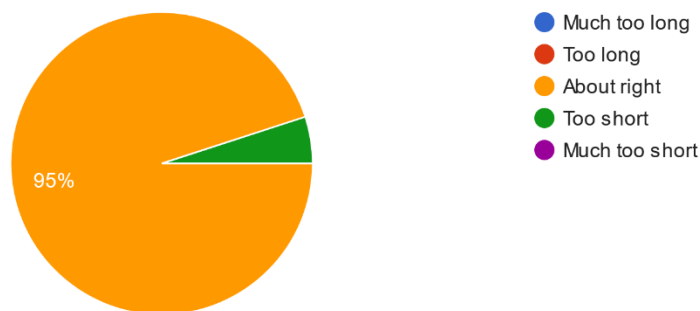


For the overall evaluation of the meeting, the ME participants were asked to assess how much of the information that they needed they got prior to the event. The feedback is positive, 78% indicated that they received all of the information, 21% received most of the information and only 1% claim that they got only some information.

4.4 Was the event's length too long, too short or about right?

10. Was the event's length too long, too short or about right?

100 odpowiedzi

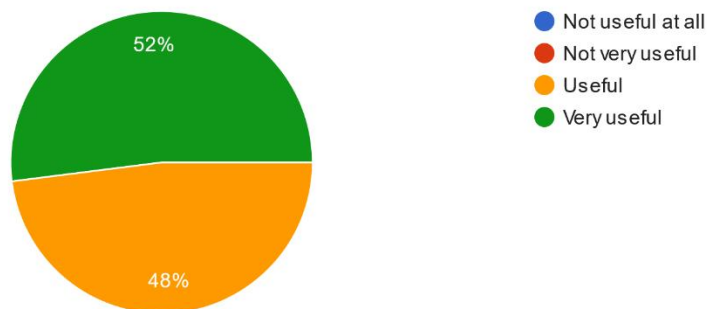


For the overall evaluation of the meeting, the ME participants were asked to assess the events' lengths. The feedback is positive, 95% indicated that the events length were about right and 5 % wrote that they was too short. The partners need to reconsider the duration of the evvents like that and inform participants that if they have any additional questions, the can look up information on the porject's social media and by contacting the partners directly. This result however shows that the interest in this topic is very high and people are interested in the activities done during the project.

4.5 In general, how do you value the usefulness of the event?

11. In general, how do you value the usefulness of the event?

100 odpowiedzi

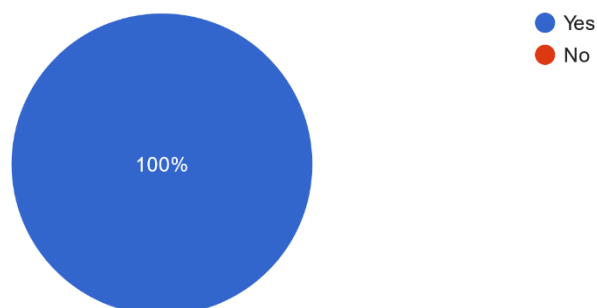


For the overall evaluation of the meeting, the ME participants were asked to assess the usefulness of the events. The feedback is positive, All participant claim that events like that are useful for the local communities. 52% participants indicated that the events were very useful and 48 that they were useful.

4.6 Would you recommend the materials developed within iSafetyApp project to other teachers, parents or colleagues?

12. Would you recommend the materials developed within iSafetyApp project to other teachers, parents or colleagues?

100 odpowiedzi

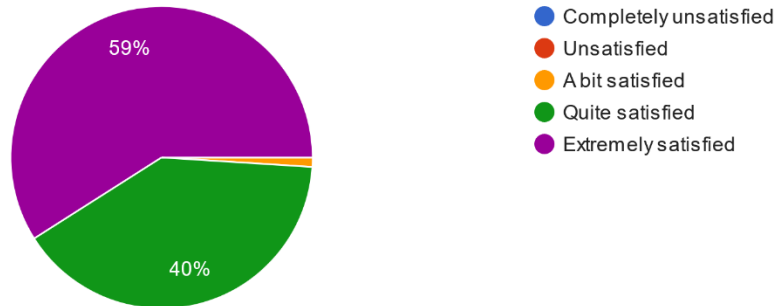


For the overall evaluation of the meeting, the ME participants were asked to assess if they would recommend the materials developed within iSafetyApp project to other teachers, parents or colleagues. This time the answers were unanimous – all participants (100%) clai that they would recommend the materials to other educators.

4.7 What is your overall satisfaction level with the event?

13. What is your overall satisfaction level with the event?

100 odpowiedzi



For the overall evaluation of the meeting, the ME participants were asked to assess their overall satisfaction level with the events. The Mes participants were extremely satisfied (40%) or quite satisfied (59%). One participant (1%) claim that he was satisfied just a bit.

4.8 Which aspects did you like the most about the event?

For the overall evaluation of the meetings, the ME participants were asked to add comments on the aspects that they liked the most about the events. The participants replied as follows:

- everything
- the app
- The app was very interesting.
- Organization of the meeting, interesting materials.
- application
- The application
- The app was interesting.
- The app
- interesting lesson ideas
- Very good organization.
- Quality of the materials for teachers
- Information about the application.
- The materials about safe use of Internet
- The organization, providing very useful information and teaching aids
- Materials prepared for teachers, the app
- additional materials
- a variety of tools to use

- materials for teachers
- The app was interesting
- the application and extra materials for teachers
- I liked everything
- all
- everything was cool
- I liked it all
- Interesting
- The applications and isead for lessons
- Everything was good
- app
- the escape room game
- Nothing was missing
- nice ideas for lessons
- The app was very interesting.
- The application seems really interesting
- interesting
- the app was very interesting
- the meeting was good
- tje app
- no idea
- Everything
- no comment
- Interesting materials.
- Nice atmosphere, useful information
- I liked the meeting.
- Everything was good.
- Everything was good
- nice ideas for lessons
- Everything was very good.
- I have no idea
- the meeting was good organized
- nothing was missing
- everything was good.
- no idea
- no comment
- the app was very interesting.
- Interesting lessons ideas

3. SUMMARY

The summary of the questionnaire is rather positive.

The questionnaire has been distributed during all 3 Multiplier Events that took place in Poland, Greece and Cyprus. There was a total of 100 participants. Most of the answers were varying on the level of 90-95% of satisfaction. The participants gave interesting comments and forwarded the information on the importance of this topic to the local communities, schools and students themselves.

